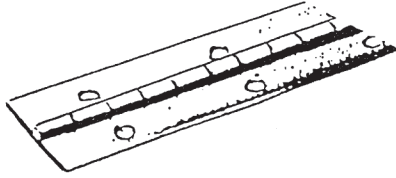
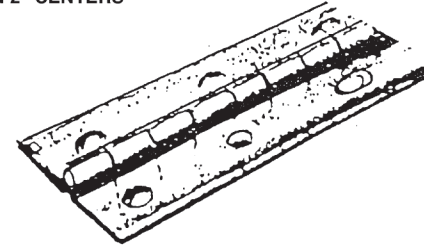


### CONTINUOUS HINGES

**ALUMINUM CONTINUOUS HINGES**  
ALL ARE MILL FINISH WITH 3/16" HOLES PUNCHED ON 4" CENTERS.




**STAINLESS STEEL CONTINUOUS HINGES**  
ALL ARE TYPE 304, WITH .040 GAUGE, DRILLED AND COUNTER-SUNK ON 2" CENTERS



72"	OPEN WIDTH	GAUGE	36"	72"	OPEN WIDTH	FINISH	36"
8667	1 1/16"	.040	8657	8672	1 1/16"	BRIGHT	8662
8668	1 1/4"	.040	8658	8673	1 1/4"	BRIGHT	8663
8669	1 1/2"	.040	8659	8674	1 1/2"	BRIGHT	8664
8670	2"	.060	8660	8675	2"	BRIGHT	8665
8671	3"	.060	8661	8676 (96")	3"	MILL	8666 (48")


### STAINLESS STEEL HINGES



**STAINLESS STEEL BUTT HINGES**  
TYPE 304 ELECTRO-POLISHED .060 GAUGE. DRILLED AND COUNTERSUNK FOR #8 FASTENER.

PART #	DIMENSIONS
8677	1 1/2" X 2"
8678	1 3/4" X 2"
8679	2" X 2"
8680	2" X 3"
8681	3" X 3"

**STAINLESS STEEL BI-FOLD DOOR HINGE**  
TYPE 304 ELECTRO-POLISHED.




PART #	DIMENSIONS	GAUGE
8682	2 5/16" X 3 7/16"	.060



**STAINLESS STEEL BUTT HINGE**  
TYPE 304 ELECTRO-POLISHED, DRILLED AND COUNTERSUNK FOR #8 FASTENER.

PART#	DIMENSIONS	GAUGE
8683	1 5/16" X 1 1/2"	.060
8716*	1 5/16" X 1 1/2"	.125


\*WITH BLACK BASE



**STAINLESS STEEL OFFSET BUTT HINGE**  
TYPE 304 ELECTRO-POLISHED, DRILLED AND COUNTERSUNK FOR #8 FASTENER. OFFSET 3/8".

PART#	DIMENSIONS	GAUGE
8684	1 5/16" X 1 1/2"	.060
8685*	1 5/16" X 1 1/2"	.125

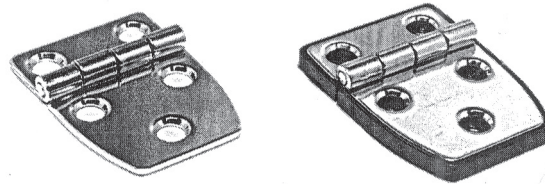
\*WITH BLACK BASE



**STAINLESS STEEL UTILITY HINGE**  
TYPE 304 ELECTRO-POLISHED, DRILLED AND COUNTERSUNK FOR #8 FASTENER.

PART#	DIMENSIONS	GAUGE
8688	2 3/4" X 1 1/2"	.060
8689*	2 3/4" X 1 1/2"	.125


\*WITH BLACK BASE



**STAINLESS STEEL UTILITY HINGE**  
TYPE 304 ELECTRO-POLISHED, DRILLED AND COUNTERSUNK FOR #8 FASTENER.

PART#	DIMENSIONS	GAUGE
8690	2" X 1 1/2"	.060
8691*	2" X 1 1/2"	.125

\*WITH BLACK BASE



**STAINLESS STEEL OFFSET UTILITY HINGE**  
TYPE 304 ELECTRO-POLISHED, DRILLED AND COUNTERSUNK FOR #8 FASTENER. OFFSET 3/8".


PART#	DIMENSIONS	GAUGE
8717	2" X 1 1/2"	.060
8692*	2" X 1 1/2"	.125

\*WITH BLACK BASE

**STAINLESS STEEL STRAP HINGE**  
TYPE 304 ELECTRO-POLISHED. DRILLED AND  
COUNTERSUNK FOR #8 FASTENER.

PART#	DIMENSIONS	GAUGE
8693	4" X 1 1/2"	.060
8694*	4" X 1 1/2"	.125


\*WITH BLACK BASE



**STAINLESS STEEL STRAP HINGE**  
TYPE 304 ELECTRO-POLISHED. DRILLED AND  
COUNTERSUNK FOR #8 FASTENER.

PART#	DIMENSIONS	GAUGE
8695	2 5/8" X 1 1/2"	.060
8696*	2 5/8" X 1 1/2"	.125


\*WITH BLACK BASE



**STAINLESS STEEL STRAP HINGE**  
TYPE 304 ELECTRO-POLISHED. DRILLED AND  
COUNTERSUNK FOR #8 FASTENER.

PART#	DIMENSIONS	GAUGE
8697	4" X 1 1/16"	.060
8698*	4" X 1 1/16"	.125


\*WITH BLACK BASE



**STAINLESS STEEL TEE HINGE**  
TYPE 304 ELECTRO-POLISHED. DRILLED AND  
COUNTERSUNK FOR #8 FASTENER.

PART#	DIMENSIONS	GAUGE
8699	4 5/16" X 1 1/2"	.060
8700*	4 5/16" X 1 1/2"	.125

\*WITH BLACK BASE



**STAINLESS STEEL HASP W/SWIVEL LATCH**  
TYPE 304 ELECTRO-POLISHED. DRILLED AND  
COUNTERSUNK FOR #8 FASTENER.

PART#	DIMENSIONS
8704	3" X 1"

